

A full-page background image of the Florida State Capitol building in Tallahassee. The building is a grand neoclassical structure with a large portico supported by white columns. Above the portico is a triangular pediment with a relief sculpture. The building rises to a central dome with a copper patina, topped by a lantern and a flagpole flying the United States and Florida state flags. Palm trees are visible in the foreground on both sides of the building.

# 2018 Florida ELECTION Guide

YOUR GUIDE to the *Candidates &  
Proposed Constitutional Amendments*

FLORIDA  
WINS



[www.FloridaWins.org](http://www.FloridaWins.org)

## Table of Contents

Election Information .....	3
Supervisors of Elections .....	4
U.S. Senate Race .....	5
U.S. Congressional Races .....	5
Florida Governor and Cabinet Races .....	9
Florida Senate Races .....	10
Florida House of Representatives Races .....	13
Proposed Constitutional Amendments .....	28
Map of Florida Congressional Districts .....	33
Map of Florida Senate Districts .....	34
Map of Florida House of Representatives Districts .....	35



*This book lists the candidates for state and federal offices and the proposed constitutional amendments that will appear on the ballot for the November 6, 2018 General Election.*



## IMPORTANT DATES TO REMEMBER

**Registration Deadline for General Election:**

**October 9, 2018**

**Vote-by-Mail Return Deadline for General:**

**November 6, 2018 — 7:00 p.m.**

**General Election:**

**November 6, 2018**

## VOTE-BY-MAIL BALLOT

For vote-by-mail stateside and overseas uniformed service members and overseas civilians (also known as UOCAVA voters), the deadline for election officials to send ballots is 45 days before an election:

**General Election: September 22, 2018**

For domestic voters, the deadline for election officials to send ballots is between 35 and 28 days (7-day window) before an election:

**General Election: October 2 – 9, 2018**

## EARLY VOTING

The early voting period consists of a minimum mandatory period of 8 days. It starts on the 10th day and ends on the 3rd day before Election Day:

**General Election: October 27 – November 3, 2018**

In addition, each county Supervisor of Elections may at his or her own discretion offer additional days of early voting on any or all days during the 15th through 11th day and the last Sunday before Election Day.

# Supervisors of Elections

COUNTY	SUPERVISOR OF ELECTIONS	PHONE
<b>ALACHUA</b>	Kim A. Barton	352-374-5252
<b>BAKER</b>	Nita Crawford	904-259-6339
<b>BAY</b>	Mark Andersen	850-784-6100
<b>BRADFORD</b>	Terry Vaughan	904-966-6266
<b>BREVARD</b>	Lori Scott	321-264-6740
<b>BROWARD</b>	Brenda Snipes	954-357-7050
<b>CALHOUN</b>	Sharon Chason	850-674-8568
<b>CHARLOTTE</b>	Paul Stamoulis	941-833-5400
<b>CITRUS</b>	Susan Gill	352-341-6740
<b>CLAY</b>	Chris Chambless	904-269-6350
<b>COLLIER</b>	Jennifer Edwards	239-252-8683
<b>COLUMBIA</b>	Elizabeth Horne	386-758-1026
<b>DESOTO</b>	Mark Negley	863-993-4871
<b>DIXIE</b>	Starlet Cannon	352-498-1216
<b>DUVAL</b>	Mike Hogan	904-630-1414
<b>ESCAMBIA</b>	David Stafford	850-595-3900
<b>FLAGLER</b>	Kaiti Lenhart	386-313-4170
<b>FRANKLIN</b>	Heather Riley	850-653-9520
<b>GADSDEN</b>	Shirley Knight	850-627-9910
<b>GILCHRIST</b>	Connie Sanchez	352-463-3194
<b>GLADES</b>	Aletris Farnam	863-946-6005
<b>GULF</b>	John Hanlon	850-229-6117
<b>HAMILTON</b>	Laura Hutto	386-792-1426
<b>HARDEE</b>	Diane Smith	863-773-6061
<b>HENDRY</b>	Brenda Hoots	863-675-5230
<b>HERNANDO</b>	Shirley Anderson	352-754-4125
<b>HIGHLANDS</b>	Penny Ogg	863-402-6655
<b>HILLSBOROUGH</b>	Craig Latimer	813-744-5900
<b>HOLMES</b>	Debbie Morris	850-547-1107
<b>INDIAN RIVER</b>	Leslie Rossway Swan	772-226-3440
<b>JACKSON</b>	Sylvia Stephens	850-482-9652
<b>JEFFERSON</b>	Marty Bishop	850-997-3348
<b>LAFAYETTE</b>	Travis Hart	386-294-1261
<b>LAKE</b>	Alan Hays	352-343-9734

COUNTY	SUPERVISOR OF ELECTIONS	PHONE
<b>LEE</b>	Tommy Doyle	239-533-8683
<b>LEON</b>	Mark Earley	850-606-8683
<b>LEVY</b>	Tammy Jones	352-486-5163
<b>LIBERTY</b>	Gina McDowell	850-643-5226
<b>MADISON</b>	Thomas "Tommy" Hardee	850-973-6507
<b>MANATEE</b>	Michael Bennett	941-741-3823
<b>MARION</b>	Wesley Wilcox	352-620-3290
<b>MARTIN</b>	Vicki Davis	772-288-5637
<b>MIAMI-DADE</b>	Christina White	305-499-8683
<b>MONROE</b>	Joyce Griffin	305-292-3416
<b>NASSAU</b>	Vicki Cannon	904-491-7500
<b>OKALOOSA</b>	Paul Lux	850-689-5600
<b>OKEECHOBEE</b>	Diane Hagan	863-763-4014
<b>ORANGE</b>	Bill Cowles	407-836-2070
<b>OSCEOLA</b>	Mary Jane Arrington	407-742-6000
<b>PALM BEACH</b>	Susan Bucher	561-656-6200
<b>PASCO</b>	Brian Corley	352-521-4302
<b>PINELLAS</b>	Deborah Clark	727-464-6788
<b>POLK</b>	Lori Edwards	863-534-5888
<b>PUTNAM</b>	Charles Overturf	386-329-0224
<b>SANTA ROSA</b>	Tappie Villane	850-983-1900
<b>SARASOTA</b>	Ron Turner	941-861-8600
<b>SEMINOLE</b>	Michael Ertel	407-585-8683
<b>ST. JOHNS</b>	Vicky Oakes	904-823-2238
<b>ST. LUCIE</b>	Gertrude Walker	772-462-1500
<b>SUMTER</b>	William Keen	(352) 569-1540
<b>SUWANNEE</b>	Glenda Williams	386-362-2616
<b>TAYLOR</b>	Dana Southerland	850-838-3515
<b>UNION</b>	Deborah Osborne	386-496-2236
<b>VOLUSIA</b>	Lisa Lewis	386-736-5930
<b>WAKULLA</b>	Henry Wells	850-926-7575
<b>WALTON</b>	Bobby Beasley	850-892-8112
<b>WASHINGTON</b>	Carol Rudd	850-638-6230

## U.S. SENATE



**Rick Scott**  
(REP)



**Bill Nelson**  
(DEM)

REGISTRATION		OTHER
REPUBLICAN	DEMOCRAT	
35%	37%	28%
2016 RESULTS		PERFORMANCE GRADE
CLINTON	TRUMP	
47.8%	49.0%	Swing

## DISTRICT 3

**Ted Yoho (REP) \***

**Yvonne Hayes Hinson (DEM)**

*Alachua, Bradford, Clay, Putnam, Union and part of Marion*

REGISTRATION		OTHER
REPUBLICAN	DEMOCRAT	
41%	36%	23%
2016 RESULTS		PERFORMANCE GRADE
CLINTON	TRUMP	
39.4%	56.2%	Strong Republican

## DISTRICT 4

**John Rutherford (REP) \***

**George "Ges" Selmont (DEM)**

**Joceline Berrios (NPA)**

**Jason Michael Bulger (NPA)**

**Gary Koniz (WRI)**

**Danny Murphy (WRI)**

*Nassau and parts of Duval and St. Johns*

REGISTRATION		OTHER
REPUBLICAN	DEMOCRAT	
50%	26%	24%
2016 RESULTS		PERFORMANCE GRADE
CLINTON	TRUMP	
35.3%	60.0%	Strong Republican

## U.S. HOUSE

## DISTRICT 1

**Matt Gaetz (REP) \***

**Jennifer Zimmerman (DEM)**

*Escambia, Okaloosa, Santa Rosa, Walton and part of Holmes*

REGISTRATION		OTHER
REPUBLICAN	DEMOCRAT	
53%	25%	22%
2016 RESULTS		PERFORMANCE GRADE
CLINTON	TRUMP	
27.8%	66.8%	Strong Republican

## DISTRICT 5

**Virginia Fuller (REP)**

**Al Lawson (DEM) \***

*Baker, Gadsden, Hamilton, Madison and parts of Columbia, Duval, Jefferson and Leon*

REGISTRATION		OTHER
REPUBLICAN	DEMOCRAT	
23%	58%	19%
2016 RESULTS		PERFORMANCE GRADE
CLINTON	TRUMP	
59.7%	36.6%	Strong Democrat

## DISTRICT 2

**Neal Dunn (REP) \***

**Bob Rackleff (DEM)**

*Bay, Calhoun, Dixie, Franklin, Gilchrist, Gulf, Jackson, Lafayette, Levy, Liberty, Suwannee, Taylor, Wakull and Washington and parts of Columbia, Holmes, Jefferson, Leon and Marion*

REGISTRATION		OTHER
REPUBLICAN	DEMOCRAT	
44%	37%	19%
2016 RESULTS		PERFORMANCE GRADE
CLINTON	TRUMP	
33.8%	62.2%	Strong Republican

## DISTRICT 6

**Michael Waltz (REP)**

**Nancy Soderberg (DEM)**

*Flagler, Volusia and parts of Lake and St. Johns*

REGISTRATION		OTHER
REPUBLICAN	DEMOCRAT	
38%	33%	29%
2016 RESULTS		PERFORMANCE GRADE
CLINTON	TRUMP	
39.5%	56.5%	Strong Republican

**DISTRICT 7**

**Mike Miller (REP)**  
**Stephanie Murphy (DEM) \***  
*Seminole and part of Orange*

REGISTRATION		
▶ REPUBLICAN	▶ DEMOCRAT	▶ OTHER
34%	36%	30%
2016 RESULTS		PERFORMANCE GRADE
▶ CLINTON	▶ TRUMP	
50.8%	43.6%	Lean Democrat

**DISTRICT 11**

**Daniel Webster (REP) \***  
**Dana Cottrell (DEM)**  
**Luis Saldana (WRI)**  
*Citrus, Hernando, Sumter and parts of Lake and Marion*

REGISTRATION		
▶ REPUBLICAN	▶ DEMOCRAT	▶ OTHER
46%	30%	24%
2016 RESULTS		PERFORMANCE GRADE
▶ CLINTON	▶ TRUMP	
32.3%	64.4%	Strong Republican

**DISTRICT 8**

**Bill Posey (REP) \***  
**Sanjay Patel (DEM)**  
*Brevard, Indian River and parts of Orange*

REGISTRATION		
▶ REPUBLICAN	▶ DEMOCRAT	▶ OTHER
43%	30%	27%
2016 RESULTS		PERFORMANCE GRADE
▶ CLINTON	▶ TRUMP	
37.4%	57.9%	Strong Republican

**DISTRICT 12**

**Gus Bilirakis (REP) \***  
**Chris Hunter (DEM)**  
**Angelika Purkis (NPA)**  
*Pasco and parts of Hillsborough and Pinellas*

REGISTRATION		
▶ REPUBLICAN	▶ DEMOCRAT	▶ OTHER
40%	31%	29%
2016 RESULTS		PERFORMANCE GRADE
▶ CLINTON	▶ TRUMP	
38.5%	57.0%	Strong Republican

**DISTRICT 9**

**Wayne Liebnitzky (REP)**  
**Darren Soto (DEM) \***  
*Osceola and parts of Orange and Polk*

REGISTRATION		
▶ REPUBLICAN	▶ DEMOCRAT	▶ OTHER
27%	40%	33%
2016 RESULTS		PERFORMANCE GRADE
▶ CLINTON	▶ TRUMP	
54.0%	41.6%	Strong Democrat

**DISTRICT 13**

**George Buck (REP)**  
**Charlie Crist (DEM) \***  
*Part of Pinellas*

REGISTRATION		
▶ REPUBLICAN	▶ DEMOCRAT	▶ OTHER
34%	37%	29%
2016 RESULTS		PERFORMANCE GRADE
▶ CLINTON	▶ TRUMP	
49.0%	46.0%	Leans Democrat

**DISTRICT 10**

**ELECTED**  
**Val Demmings (DEM) \***  
*Part of Orange*

REGISTRATION		
▶ REPUBLICAN	▶ DEMOCRAT	▶ OTHER
26%	44%	30%
2016 RESULTS		PERFORMANCE GRADE
▶ CLINTON	▶ TRUMP	
60.9%	34.9%	Strong Democrat

**DISTRICT 14**

**ELECTED**  
**Kathy Castor (DEM) \***  
*Part of Hillsborough*

REGISTRATION		
▶ REPUBLICAN	▶ DEMOCRAT	▶ OTHER
29%	42%	29%
2016 RESULTS		PERFORMANCE GRADE
▶ CLINTON	▶ TRUMP	
56.5%	38.7%	Strong Democrat

**DISTRICT 15**

**Ross Spano (REP)**  
**Kristen Carlson (DEM)**  
**Alex Bynzar (WRI)**  
**Dave Johnson (WRI)**  
**Jeffrey Rabinowitz (WRI)**  
*Parts of Hillsborough, Lake and Polk*

REGISTRATION		
► REPUBLICAN	► DEMOCRAT	► OTHER
36%	35%	29%
2016 RESULTS		PERFORMANCE GRADE
► CLINTON	► TRUMP	
42.8%	52.3%	Leans Republican

**DISTRICT 19**

**Francis Rooney (REP) \***  
**David Holden (DEM)**  
**Pete Pollard (WRI)**  
*Parts of Collier and Lee*

REGISTRATION		
► REPUBLICAN	► DEMOCRAT	► OTHER
46%	26%	28%
2016 RESULTS		PERFORMANCE GRADE
► CLINTON	► TRUMP	
37.4%	59.4%	Strong Republican

**DISTRICT 16**

**Vern Buchanan (REP) \***  
**David Shapiro (DEM)**  
*Manatee and parts of Hillsborough and Sarasota*

REGISTRATION		
► REPUBLICAN	► DEMOCRAT	► OTHER
41%	32%	27%
2016 RESULTS		PERFORMANCE GRADE
► CLINTON	► TRUMP	
42.5%	53.2%	Leans Republican

**DISTRICT 20**

**Alcee Hastings (DEM) \***  
**Jay Bonner (WRI)**  
*Parts of Broward and Palm Beach*

REGISTRATION		
► REPUBLICAN	► DEMOCRAT	► OTHER
13%	63%	24%
2016 RESULTS		PERFORMANCE GRADE
► CLINTON	► TRUMP	
70.4%	27.1%	Strong Democrat

**DISTRICT 17**

**Greg Steube (REP)**  
**April Freeman (DEM)**  
*Charlotte, DeSoto, Glades, Hardee, Highlands, Okeechobee and parts of Lee, Polk and Sarasota*

REGISTRATION		
► REPUBLICAN	► DEMOCRAT	► OTHER
43%	30%	27%
2016 RESULTS		PERFORMANCE GRADE
► CLINTON	► TRUMP	
35.5%	60.9%	Strong Republican

**DISTRICT 21**

**ELECTED**  
**Lois Frankel (DEM) \***  
*Part of Palm Beach*

REGISTRATION		
► REPUBLICAN	► DEMOCRAT	► OTHER
26%	44%	30%
2016 RESULTS		PERFORMANCE GRADE
► CLINTON	► TRUMP	
56.8%	40.4%	Strong Democrat

**DISTRICT 18**

**Brian Mast (REP) \***  
**Lauren Baer (DEM)**  
*Martin, St. Lucie and part of Palm Beach*

REGISTRATION		
► REPUBLICAN	► DEMOCRAT	► OTHER
38%	34%	28%
2016 RESULTS		PERFORMANCE GRADE
► CLINTON	► TRUMP	
50.4%	46.5%	Swing

**DISTRICT 22**

**Nicolas Kimaz (REP)**  
**Ted Deutch (DEM) \***  
*Parts of Broward and Palm Beach*

REGISTRATION		
► REPUBLICAN	► DEMOCRAT	► OTHER
29%	41%	30%
2016 RESULTS		PERFORMANCE GRADE
► CLINTON	► TRUMP	
57.3%	39.8%	Strong Democrat

**DISTRICT 23**

**Joseph "Joe" Kaufman (REP)**  
**Debbie Wasserman Schultz (DEM) \***  
**Don Endriss (NPA)**  
*Parts of Broward and Miami-Dade*

REGISTRATION		
► REPUBLICAN	► DEMOCRAT	► OTHER
24%	45%	31%
2016 RESULTS		PERFORMANCE GRADE
► CLINTON	► TRUMP	
62.3%	34.7%	Strong Democrat

**DISTRICT 26**

**Carlos Curbelo (REP) \***  
**Debbie Mucarsel-Powell (DEM)**  
*Monroe and part of Miami-Dade*

REGISTRATION		
► REPUBLICAN	► DEMOCRAT	► OTHER
31%	36%	33%
2016 RESULTS		PERFORMANCE GRADE
► CLINTON	► TRUMP	
56.6%	39.8%	Swing

**DISTRICT 24**

**ELECTED**

**Frederica Wilson (DEM) \***  
*Parts of Broward and Miami-Dade*

REGISTRATION		
► REPUBLICAN	► DEMOCRAT	► OTHER
11%	64%	25%
2016 RESULTS		PERFORMANCE GRADE
► CLINTON	► TRUMP	
81.9%	15.6%	Strong Democrat

**DISTRICT 27**

**Maria Elvira Salazar (REP)**  
**Donna Shalala (DEM)**  
**Mayra Joli (NPA)**  
*Part of Miami-Dade*

REGISTRATION		
► REPUBLICAN	► DEMOCRAT	► OTHER
32%	35%	33%
2016 RESULTS		PERFORMANCE GRADE
► CLINTON	► TRUMP	
58.1%	38.4%	Swing

**DISTRICT 25**

**Mario Diaz-Balart (REP) \***  
**Mary Barzee Flores (DEM)**  
*Hendry and parts of Collier and Miami-Dade*

REGISTRATION		
► REPUBLICAN	► DEMOCRAT	► OTHER
39%	29%	32%
2016 RESULTS		PERFORMANCE GRADE
► CLINTON	► TRUMP	
47.1%	49.8%	Swing



## GOVERNOR



**Ron DeSantis**  
(REP)



**Andrew Gillum**  
(DEM)

REGISTRATION		
▶ REPUBLICAN	▶ DEMOCRAT	▶ OTHER
35%	37%	28%

2016 RESULTS		PERFORMANCE GRADE
▶ CLINTON	▶ TRUMP	
47.8%	49.0%	Swing

## CFO



**Jimmy Patronis**  
(REP)



**Jeremy Ring**  
(DEM)

REGISTRATION		
▶ REPUBLICAN	▶ DEMOCRAT	▶ OTHER
35%	37%	28%

2016 RESULTS		PERFORMANCE GRADE
▶ CLINTON	▶ TRUMP	
47.8%	49.0%	Swing

## ATTORNEY GENERAL



**Ashley Moody**  
(REP)



**Sean Shaw**  
(DEM)

REGISTRATION		
▶ REPUBLICAN	▶ DEMOCRAT	▶ OTHER
35%	37%	28%

2016 RESULTS		PERFORMANCE GRADE
▶ CLINTON	▶ TRUMP	
47.8%	49.0%	Swing

## AGRICULTURE COMMISSIONER



**Matt Caldwell**  
(REP)



**Nikki Fried**  
(DEM)

REGISTRATION		
▶ REPUBLICAN	▶ DEMOCRAT	▶ OTHER
35%	37%	28%

2016 RESULTS		PERFORMANCE GRADE
▶ CLINTON	▶ TRUMP	
47.8%	49.0%	Swing

## DISTRICT 2

**George B. Gainer (REP) \***  
**Mary Jeanne "Gigi" Gibson (DEM)**  
*Walton, Holmes, Washington, Bay, Jackson and part of Okaloosa*

REGISTRATION		
▶ REPUBLICAN	▶ DEMOCRAT	▶ OTHER
54%	25%	21%
2016 RESULTS		PERFORMANCE GRADE
▶ CLINTON	▶ TRUMP	
23.7%	71.3%	Strong Republican

## DISTRICT 10

**Wilton Simpson (REP) \***  
**Michael Cottrell (DEM)**  
*Citrus, Hernando and part of Pasco*

REGISTRATION		
▶ REPUBLICAN	▶ DEMOCRAT	▶ OTHER
43%	30%	27%
2016 RESULTS		PERFORMANCE GRADE
▶ CLINTON	▶ TRUMP	
32.3%	63.7%	Strong Republican

## DISTRICT 4

**Aaron Bean (REP) \***  
**Billee Bussard (DEM)**  
**Joanna Liberty Tavares (LPF)**  
*Nassau and part of Duval*

REGISTRATION		
▶ REPUBLICAN	▶ DEMOCRAT	▶ OTHER
48%	28%	24%
2016 RESULTS		PERFORMANCE GRADE
▶ CLINTON	▶ TRUMP	
35.5%	59.8%	Strong Republican

## DISTRICT 12

**Dennis Baxley (REP) \***  
**Gary McKechnie (DEM)**  
**Keasha "Kay" Gray (WRI)**  
*Sumter and parts of Lake and Marion*

REGISTRATION		
▶ REPUBLICAN	▶ DEMOCRAT	▶ OTHER
47%	29%	23%
2016 RESULTS		PERFORMANCE GRADE
▶ CLINTON	▶ TRUMP	
33.2%	63.8%	Strong Republican

## DISTRICT 6

**ELECTED**  
**Audrey Gibson (DEM) \***  
*part of Duval*

REGISTRATION		
▶ REPUBLICAN	▶ DEMOCRAT	▶ OTHER
27%	52%	21%
2016 RESULTS		PERFORMANCE GRADE
▶ CLINTON	▶ TRUMP	
56.3%	39.9%	Strong Democrat

## DISTRICT 14

**Dorothy L. Hukill (REP) \***  
**Melissa "Mel" Martin (DEM)**  
*Parts of Brevard and Volusia*

REGISTRATION		
▶ REPUBLICAN	▶ DEMOCRAT	▶ OTHER
39%	33%	28%
2016 RESULTS		PERFORMANCE GRADE
▶ CLINTON	▶ TRUMP	
43.4%	52.0%	Lean Republican

## DISTRICT 8

**Keith Perry (REP) \***  
**Kayser Enneking (DEM)**  
**Charles E. Goston (NPA)**  
*Alachua, Putnam and part of Marion*

REGISTRATION		
▶ REPUBLICAN	▶ DEMOCRAT	▶ OTHER
35%	42%	23%
2016 RESULTS		PERFORMANCE GRADE
▶ CLINTON	▶ TRUMP	
47.6%	47.7%	Swing

## DISTRICT 16

**Ed Hooper (REP)**  
**Amanda Murphy (DEM)**  
*Parts of Pinellas and Pasco*

REGISTRATION		
▶ REPUBLICAN	▶ DEMOCRAT	▶ OTHER
38%	32%	31%
2016 RESULTS		PERFORMANCE GRADE
▶ CLINTON	▶ TRUMP	
41.2%	53.9%	Swing

**DISTRICT 18**

**Dana Young (REP) \***  
**Janet Cruz (DEM)**  
*Part of Hillsborough*

REGISTRATION		
▶ REPUBLICAN	▶ DEMOCRAT	▶ OTHER
34%	37%	29%
2016 RESULTS		PERFORMANCE GRADE
▶ CLINTON	▶ TRUMP	
49.7%	45.2%	Swing

**DISTRICT 24**

**Jeff Brandes (REP) \***  
**Lindsay Cross (DEM)**  
*Part of Pinellas*

REGISTRATION		
▶ REPUBLICAN	▶ DEMOCRAT	▶ OTHER
37%	33%	29%
2016 RESULTS		PERFORMANCE GRADE
▶ CLINTON	▶ TRUMP	
43.9%	51.0%	Lean Republican

**DISTRICT 20**

**Tom Lee (REP) \***  
**Kathy Lewis (DEM)**  
*Parts of Hillsborough, Pasco and Polk*

REGISTRATION		
▶ REPUBLICAN	▶ DEMOCRAT	▶ OTHER
36%	35%	29%
2016 RESULTS		PERFORMANCE GRADE
▶ CLINTON	▶ TRUMP	
43.6%	51.7%	Lean Republican

**DISTRICT 25**

**Gayle Harrell (REP)**  
**Robert Levy (DEM)**  
*St. Lucie, Martin and part of Palm Beach*

REGISTRATION		
▶ REPUBLICAN	▶ DEMOCRAT	▶ OTHER
38%	35%	27%
2016 RESULTS		PERFORMANCE GRADE
▶ CLINTON	▶ TRUMP	
46.1%	50.6%	Lean Republican

**DISTRICT 22**

**Kelli Stargel (REP) \***  
**Bob Doyel (DEM)**  
*Parts of Lake and Polk*

REGISTRATION		
▶ REPUBLICAN	▶ DEMOCRAT	▶ OTHER
34%	36%	30%
2016 RESULTS		PERFORMANCE GRADE
▶ CLINTON	▶ TRUMP	
44.4%	50.9%	Swing

**DISTRICT 26**

**Ben Albritton (REP)**  
**Catherine Price (DEM)**  
*DeSoto, Hardee, Highlands, Okeechobee, Glades and parts of Polk and Charlotte*

REGISTRATION		
▶ REPUBLICAN	▶ DEMOCRAT	▶ OTHER
44%	32%	25%
2016 RESULTS		PERFORMANCE GRADE
▶ CLINTON	▶ TRUMP	
33.2%	63.0%	Strong Republican

**DISTRICT 23**

**Joe Gruters (REP)**  
**Faith Olivia Babis (DEM)**  
*Sarasota and part of Charlotte*

REGISTRATION		
▶ REPUBLICAN	▶ DEMOCRAT	▶ OTHER
43%	30%	27%
2016 RESULTS		PERFORMANCE GRADE
▶ CLINTON	▶ TRUMP	
41.6%	54.6%	Strong Republican

**DISTRICT 28**

**Kathleen Passidomo (REP) \***  
**Annisa Karim (DEM)**  
*Collier, Hendry and part of Lee*

REGISTRATION		
▶ REPUBLICAN	▶ DEMOCRAT	▶ OTHER
48%	26%	26%
2016 RESULTS		PERFORMANCE GRADE
▶ CLINTON	▶ TRUMP	
36.5%	60.2%	Strong Republican

**DISTRICT 30**

**Bobby Powell (DEM) \***  
**Josh Santos (WRI)**  
*Part of Palm Beach*

REGISTRATION		
▶ REPUBLICAN	▶ DEMOCRAT	▶ OTHER
30%	41%	29%
2016 RESULTS		PERFORMANCE GRADE
▶ CLINTON	▶ TRUMP	
54.3%	42.8%	Strong Democrat

**DISTRICT 36**

**Manny Diaz, Jr. (REP)**  
**David Perez (DEM)**  
*Part of Miami-Dade*

REGISTRATION		
▶ REPUBLICAN	▶ DEMOCRAT	▶ OTHER
33%	33%	34%
2016 RESULTS		PERFORMANCE GRADE
▶ CLINTON	▶ TRUMP	
55.7%	41.4%	Swing

**DISTRICT 32**

**ELECTED**

**Lauren Book (DEM) \***  
*Part of Broward*

REGISTRATION		
▶ REPUBLICAN	▶ DEMOCRAT	▶ OTHER
26%	43%	31%
2016 RESULTS		PERFORMANCE GRADE
▶ CLINTON	▶ TRUMP	
58.4%	38.4%	Strong Democrat

**DISTRICT 38**

**ELECTED**

**Jason Pizzo (DEM)**  
*Part of Miami-Dade*

REGISTRATION		
▶ REPUBLICAN	▶ DEMOCRAT	▶ OTHER
15%	55%	30%
2016 RESULTS		PERFORMANCE GRADE
▶ CLINTON	▶ TRUMP	
75.7%	21.8%	Strong Democrat

**DISTRICT 34**

**Gary Farmer (DEM) \***  
**Richard Hal Sturm (WRI)**  
*Part of Broward*

REGISTRATION		
▶ REPUBLICAN	▶ DEMOCRAT	▶ OTHER
26%	44%	29%
2016 RESULTS		PERFORMANCE GRADE
▶ CLINTON	▶ TRUMP	
57.7%	39.3%	Strong Democrat

**DISTRICT 40**

**Marili Cancio (REP)**  
**Annette Taddeo (DEM) \***  
*Part of Miami-Dade*

REGISTRATION		
▶ REPUBLICAN	▶ DEMOCRAT	▶ OTHER
32%	35%	33%
2016 RESULTS		PERFORMANCE GRADE
▶ CLINTON	▶ TRUMP	
56.5%	40.0%	Lean Democrat



**DISTRICT 1**

**Mike Hill (REP)**  
**Vicki Garrett (DEM)**  
*Part of Escambia*

REGISTRATION		
► REPUBLICAN	► DEMOCRAT	► OTHER
47%	33%	20%
2016 RESULTS		PERFORMANCE GRADE
► CLINTON	► TRUMP	
33.7%	61.9%	Strong Republican

**DISTRICT 5**

**ELECTED**

**Brad Drake (REP) \***  
*Holmes, Jackson, Walton,  
Washington and part of Bay*

REGISTRATION		
► REPUBLICAN	► DEMOCRAT	► OTHER
52%	31%	16%
2016 RESULTS		PERFORMANCE GRADE
► CLINTON	► TRUMP	
21.3%	75.6%	Strong Republican

**DISTRICT 2**

**ELECTED**

**Alex Andrade (REP)**  
*Part of Escambia and Santa Rosa*

REGISTRATION		
► REPUBLICAN	► DEMOCRAT	► OTHER
45%	33%	22%
2016 RESULTS		PERFORMANCE GRADE
► CLINTON	► TRUMP	
38.7%	55.5%	Strong Republican .....

**DISTRICT 6**

**Jay Trumbull (REP) \***  
**William Davis (WRI)**  
*Part of Bay*

REGISTRATION		
► REPUBLICAN	► DEMOCRAT	► OTHER
52%	26%	22%
2016 RESULTS		PERFORMANCE GRADE
► CLINTON	► TRUMP	
25.3%	69.8%	Strong Republican

**DISTRICT 3**

**Jayer Williamson (REP) \***  
**Bobbi Osborne (NPA)**  
*Part of Okaloosa and Santa Rosa*

REGISTRATION		
► REPUBLICAN	► DEMOCRAT	► OTHER
59%	19%	22%
2016 RESULTS		PERFORMANCE GRADE
► CLINTON	► TRUMP	
19.4%	75.3%	Strong Republican .....

**DISTRICT 7**

**ELECTED**

**Halsey Beshears (REP) \***  
*Calhoun, Franklin, Gulf Jefferson,  
Lafayette, Liberty, Madison, Taylor,  
Wakulla and part of Leon*

REGISTRATION		
► REPUBLICAN	► DEMOCRAT	► OTHER
36%	51%	13%
2016 RESULTS		PERFORMANCE GRADE
► CLINTON	► TRUMP	
29.4%	67.4%	Strong Republican

**DISTRICT 4**

**Mel Ponder (REP) \***  
**Rebecca Koelzer (DEM)**  
*Part of Okaloosa*

REGISTRATION		
► REPUBLICAN	► DEMOCRAT	► OTHER
57%	19%	24%
2016 RESULTS		PERFORMANCE GRADE
► CLINTON	► TRUMP	
24.1%	69.4%	Strong Republican .....

**DISTRICT 8**

**ELECTED**

**Ramon Alexander (DEM) \***  
*Gadsden and part of Leon*

REGISTRATION		
► REPUBLICAN	► DEMOCRAT	► OTHER
15%	67%	18%
2016 RESULTS		PERFORMANCE GRADE
► CLINTON	► TRUMP	
73.8%	22.2%	Strong Democrat

**DISTRICT 9**

**ELECTED**

**Loranne Ausley (DEM) \***  
*Part of Leon*

REGISTRATION		
► REPUBLICAN	► DEMOCRAT	► OTHER
35%	46%	19%
2016 RESULTS		PERFORMANCE GRADE
► CLINTON	► TRUMP	
52.3%	42.4%	Lean Democrat

**DISTRICT 13**

**ELECTED**

**Tracie Davis (DEM) \***  
*Part of Duval*

REGISTRATION		
► REPUBLICAN	► DEMOCRAT	► OTHER
23%	57%	20%
2016 RESULTS		PERFORMANCE GRADE
► CLINTON	► TRUMP	
62.1%	34.1%	Strong Democrat.....

**DISTRICT 10**

**Chuck Brannan (REP)**  
**Ronald Williams, II (DEM)**  
**Merrillee Jipson (NPA)**  
**Fred Martin (NPA)**  
*Baker, Columbia, Hamilton, Suwannee and part of Alachua*

REGISTRATION		
► REPUBLICAN	► DEMOCRAT	► OTHER
45%	38%	16%
2016 RESULTS		PERFORMANCE GRADE
► CLINTON	► TRUMP	
24.9%	72.1%	Strong Republican.....

**DISTRICT 14**

**ELECTED**

**Kimberly Daniels (DEM) \***  
*Part of Duval*

REGISTRATION		
► REPUBLICAN	► DEMOCRAT	► OTHER
23%	59%	18%
2016 RESULTS		PERFORMANCE GRADE
► CLINTON	► TRUMP	
62.5%	34.6%	Strong Democrat.....

**DISTRICT 11**

**Cord Byrd (REP) \***  
**Nathcelly Leroy Rohrbaugh (DEM)**  
*Nassau and part of Duval*

REGISTRATION		
► REPUBLICAN	► DEMOCRAT	► OTHER
53%	24%	22%
2016 RESULTS		PERFORMANCE GRADE
► CLINTON	► TRUMP	
29.2%	66.2%	Strong Republican.

**DISTRICT 15**

**Wyman Duggan (REP)**  
**Tracye Ann Polson (DEM)**  
*Part of Duval*

REGISTRATION		
► REPUBLICAN	► DEMOCRAT	► OTHER
39%	39%	22%
2016 RESULTS		PERFORMANCE GRADE
► CLINTON	► TRUMP	
43.1%	52.6%	Strong Republican.....

**DISTRICT 12**

**Clay Yarborough (REP) \***  
**Timothy Yost (DEM)**  
*Part of Duval*

REGISTRATION		
► REPUBLICAN	► DEMOCRAT	► OTHER
43%	31%	26%
2016 RESULTS		PERFORMANCE GRADE
► CLINTON	► TRUMP	
39.9%	55.0%	Strong Republican.....

**DISTRICT 16**

**Jason Fischer (REP) \***  
**Ken Organes (DEM)**  
*Part of Duval*

REGISTRATION		
► REPUBLICAN	► DEMOCRAT	► OTHER
46%	30%	24%
2016 RESULTS		PERFORMANCE GRADE
► CLINTON	► TRUMP	
38.4%	56.6%	Strong Republican.....

**DISTRICT 17**

**Cyndi Stevenson (REP) \***  
**Jaime D. Perkins (NPA)**  
*Part of St. Johns*

REGISTRATION		
▶ REPUBLICAN	▶ DEMOCRAT	▶ OTHER
53%	23%	24%
2016 RESULTS		PERFORMANCE GRADE
▶ CLINTON	▶ TRUMP	
31.4%	64.1%	Strong Republican

**DISTRICT 21**

**Chuck Clemons (REP) \***  
**Jason Haeseler (DEM)**  
*Dixie, Gilchrist and part of Alachua*

REGISTRATION		
▶ REPUBLICAN	▶ DEMOCRAT	▶ OTHER
36%	41%	23%
2016 RESULTS		PERFORMANCE GRADE
▶ CLINTON	▶ TRUMP	
47.6%	47.2%	Lean Republican

**DISTRICT 18**

**ELECTED**

**Travis Cummings (REP) \***  
*Part of Clay*

REGISTRATION		
▶ REPUBLICAN	▶ DEMOCRAT	▶ OTHER
53%	23%	25%
2016 RESULTS		PERFORMANCE GRADE
▶ CLINTON	▶ TRUMP	
27.1%	68.6%	Strong Republican.....

**DISTRICT 22**

**Charlie Stone (REP) \***  
**Bernard Parker (DEM)**  
*Levy and part of Marion*

REGISTRATION		
▶ REPUBLICAN	▶ DEMOCRAT	▶ OTHER
44%	33%	23%
2016 RESULTS		PERFORMANCE GRADE
▶ CLINTON	▶ TRUMP	
34.9%	61.9%	Strong Republican

**DISTRICT 19**

**Bobby Payne (REP) \***  
**Paul Still (DEM)**  
*Bradford, Putnam, Union and part of Clay*

REGISTRATION		
▶ REPUBLICAN	▶ DEMOCRAT	▶ OTHER
46%	34%	19%
2016 RESULTS		PERFORMANCE GRADE
▶ CLINTON	▶ TRUMP	
25.5%	71.2%	Strong Republican.

**DISTRICT 23**

**Stan McClain (REP) \***  
**Carl Griffin (DEM)**  
*Part of Marion*

REGISTRATION		
▶ REPUBLICAN	▶ DEMOCRAT	▶ OTHER
46%	31%	23%
2016 RESULTS		PERFORMANCE GRADE
▶ CLINTON	▶ TRUMP	
31.5%	64.6%	Strong Republican.....

**DISTRICT 20**

**ELECTED**

**Clovis Watson, Jr. (DEM) \***  
*Parts of Alachua and Marion*

REGISTRATION		
▶ REPUBLICAN	▶ DEMOCRAT	▶ OTHER
24%	53%	23%
2016 RESULTS		PERFORMANCE GRADE
▶ CLINTON	▶ TRUMP	
62.1%	32.9%	Strong Democrat.....

**DISTRICT 24**

**Paul Renner (REP) \***  
**Adam Morley (DEM)**  
*Flagler and parts of St. Johns and Volusia*

REGISTRATION		
▶ REPUBLICAN	▶ DEMOCRAT	▶ OTHER
43%	30%	27%
2016 RESULTS		PERFORMANCE GRADE
▶ CLINTON	▶ TRUMP	
35.6%	60.7%	Strong Republican.....

**DISTRICT 25**

**Tom Leek (REP) \***  
**Kathleen "Katie" Tripp (DEM)**  
**Joseph "Joe" Hannoush (LPF)**  
*Part of Volusia*

REGISTRATION		
► REPUBLICAN	► DEMOCRAT	► OTHER
41%	30%	29%
2016 RESULTS		PERFORMANCE GRADE
► CLINTON	► TRUMP	
36.5%	59.2%	Strong Republican

**DISTRICT 29**

**Scott Plakon (REP) \***  
**Tracey Kagan (DEM)**  
*Part of Seminole*

REGISTRATION		
► REPUBLICAN	► DEMOCRAT	► OTHER
39%	33%	28%
2016 RESULTS		PERFORMANCE GRADE
► CLINTON	► TRUMP	
46.0%	49.0%	Strong Republican .....

**DISTRICT 26**

**Elizabeth Fetterhoff (REP)**  
**Patrick Henry (DEM) \***  
*Part of Volusia*

REGISTRATION		
► REPUBLICAN	► DEMOCRAT	► OTHER
30%	41%	29%
2016 RESULTS		PERFORMANCE GRADE
► CLINTON	► TRUMP	
46.8%	48.8%	Swing

**DISTRICT 30**

**Bob Cortes (REP) \***  
**Joy Goff-Marcil (DEM)**  
*Parts of Orange and Seminole*

REGISTRATION		
► REPUBLICAN	► DEMOCRAT	► OTHER
34%	37%	29%
2016 RESULTS		PERFORMANCE GRADE
► CLINTON	► TRUMP	
50.9%	43.5%	Swing

**DISTRICT 27**

**David Santiago (REP) \***  
**Carol Lawrence (DEM)**  
*Part of Volusia*

REGISTRATION		
► REPUBLICAN	► DEMOCRAT	► OTHER
33%	34%	33%
2016 RESULTS		PERFORMANCE GRADE
► CLINTON	► TRUMP	
41.8%	53.9%	Swing

**DISTRICT 31**

**Jennifer Sullivan (REP) \***  
**Debra Kaplan (DEM)**  
*Parts of Lake and Orange*

REGISTRATION		
► REPUBLICAN	► DEMOCRAT	► OTHER
44%	31%	25%
2016 RESULTS		PERFORMANCE GRADE
► CLINTON	► TRUMP	
37.4%	58.9%	Strong Republican

**DISTRICT 28**

**David Smith (REP)**  
**Lee Mangold (DEM)**  
*Part of Seminole*

REGISTRATION		
► REPUBLICAN	► DEMOCRAT	► OTHER
38%	33%	29%
2016 RESULTS		PERFORMANCE GRADE
► CLINTON	► TRUMP	
45.5%	48.9%	Lean Republican

**DISTRICT 32**

**Anthony Sabatini (REP)**  
**Cynthia Brown (DEM)**  
*Part of Lake*

REGISTRATION		
► REPUBLICAN	► DEMOCRAT	► OTHER
41%	32%	27%
2016 RESULTS		PERFORMANCE GRADE
► CLINTON	► TRUMP	
40.5%	56.3%	Strong Republican



**DISTRICT 33**

**Brett Hage (REP)**  
**Oren Miller (DEM)**

*Sumter and parts of Lake and Marion*

REGISTRATION		
► REPUBLICAN	► DEMOCRAT	► OTHER
53%	26%	22%
2016 RESULTS		PERFORMANCE GRADE
► CLINTON	► TRUMP	
29.4%	68.1%	Strong Republican

**DISTRICT 37**

**Ardian Zika (REP)**  
**Tammy Garcia (DEM)**

*Part of Pasco*

REGISTRATION		
► REPUBLICAN	► DEMOCRAT	► OTHER
43%	29%	29%
2016 RESULTS		PERFORMANCE GRADE
► CLINTON	► TRUMP	
34.5%	61.2%	Strong Republican

**DISTRICT 34**

**Ralph Massullo, Jr. (REP) \***  
**Paul John Reinhardt (DEM)**

*Citrus and part of Hernando*

REGISTRATION		
► REPUBLICAN	► DEMOCRAT	► OTHER
47%	27%	25%
2016 RESULTS		PERFORMANCE GRADE
► CLINTON	► TRUMP	
28.4%	67.7%	Strong Republican

**DISTRICT 38**

**Danny Burgess (REP) \***  
**David "T.K." Hayes (NPA)**

*Part of Pasco*

REGISTRATION		
► REPUBLICAN	► DEMOCRAT	► OTHER
38%	33%	29%
2016 RESULTS		PERFORMANCE GRADE
► CLINTON	► TRUMP	
39.5%	55.8%	Lean Republican

**DISTRICT 35**

**Blaise Ingoglia (REP) \***  
**Colleen Kasperek (DEM)**

*Part of Hernando*

REGISTRATION		
► REPUBLICAN	► DEMOCRAT	► OTHER
41%	32%	27%
2016 RESULTS		PERFORMANCE GRADE
► CLINTON	► TRUMP	
34.1%	61.8%	Lean Republican

**DISTRICT 39**

**Josie Tomkow (REP) \***  
**Ricky Shirah (DEM)**

*Parts of Osceola and Polk*

REGISTRATION		
► REPUBLICAN	► DEMOCRAT	► OTHER
36%	32%	32%
2016 RESULTS		PERFORMANCE GRADE
► CLINTON	► TRUMP	
38.2%	57.0%	Strong Republican

**DISTRICT 36**

**Amber Mariano (REP) \***  
**Linda Jack (DEM)**

*Part of Pasco*

REGISTRATION		
► REPUBLICAN	► DEMOCRAT	► OTHER
35%	33%	32%
2016 RESULTS		PERFORMANCE GRADE
► CLINTON	► TRUMP	
37.6%	57.7%	Swing

**DISTRICT 40**

**Colleen Burton (REP) \***  
**Shandale Terrell (DEM)**

*Part of Polk*

REGISTRATION		
► REPUBLICAN	► DEMOCRAT	► OTHER
38%	36%	27%
2016 RESULTS		PERFORMANCE GRADE
► CLINTON	► TRUMP	
40.7%	53.6%	Lean Republican

**DISTRICT 41**

**ELECTED**

**Sam Killebrew (REP) \***

*Part of Polk*

REGISTRATION		
► REPUBLICAN	► DEMOCRAT	► OTHER
33%	37%	30%
2016 RESULTS		PERFORMANCE GRADE
► CLINTON	► TRUMP	
45.0%	50.4%	Swing

**DISTRICT 45**

**ELECTED**

**Kamia Brown (DEM) \***

*Part of Orange*

REGISTRATION		
► REPUBLICAN	► DEMOCRAT	► OTHER
21%	52%	27%
2016 RESULTS		PERFORMANCE GRADE
► CLINTON	► TRUMP	
66.5%	29.8%	Strong Democrat

**DISTRICT 42**

**Mike LaRosa (REP) \***

**Barbara Cady (DEM)**

*Parts of Osceola and Polk*

REGISTRATION		
► REPUBLICAN	► DEMOCRAT	► OTHER
31%	37%	32%
2016 RESULTS		PERFORMANCE GRADE
► CLINTON	► TRUMP	
46.3%	49.4%	Swing

**DISTRICT 46**

**Bruce Antone (DEM) \***

**Sandra Lewis (WRI)**

*Part of Orange*

REGISTRATION		
► REPUBLICAN	► DEMOCRAT	► OTHER
11%	62%	28%
2016 RESULTS		PERFORMANCE GRADE
► CLINTON	► TRUMP	
81.0%	15.7%	Strong Democrat

**DISTRICT 43**

**ELECTED**

**John Cortes (DEM) \***

*Part of Osceola*

REGISTRATION		
► REPUBLICAN	► DEMOCRAT	► OTHER
16%	49%	35%
2016 RESULTS		PERFORMANCE GRADE
► CLINTON	► TRUMP	
71.5%	24.8%	Strong Democrat

**DISTRICT 47**

**Stockton Reeves (REP)**

**Anna Eskamani (DEM)**

*Part of Orange*

REGISTRATION		
► REPUBLICAN	► DEMOCRAT	► OTHER
35%	38%	28%
2016 RESULTS		PERFORMANCE GRADE
► CLINTON	► TRUMP	
53.5%	40.6%	Swing

**DISTRICT 44**

**Bobby Olszewski (REP) \***  
**Geraldine Thompson (DEM)**

*Part of Orange*

REGISTRATION		
► REPUBLICAN	► DEMOCRAT	► OTHER
35%	33%	32%
2016 RESULTS		PERFORMANCE GRADE
► CLINTON	► TRUMP	
51.6%	43.7%	Lean Republican

**DISTRICT 48**

**George Chandler (REP)**

**Amy Mercado (DEM) \***

*Part of Orange*

REGISTRATION		
► REPUBLICAN	► DEMOCRAT	► OTHER
17%	47%	36%
2016 RESULTS		PERFORMANCE GRADE
► CLINTON	► TRUMP	
70.8%	25.1%	Strong Democrat

**DISTRICT 49**

**Ben Griffin (REP)**  
**Carlos Guillermo Smith (DEM) \***  
*Part of Orange*

REGISTRATION		
► REPUBLICAN	► DEMOCRAT	► OTHER
25%	41%	34%
2016 RESULTS		PERFORMANCE GRADE
► CLINTON	► TRUMP	
60.2%	33.7%	Strong Democrat

**DISTRICT 53**

**Randy Fine (REP) \***  
**Phil Moore (DEM)**  
*Part of Brevard*

REGISTRATION		
► REPUBLICAN	► DEMOCRAT	► OTHER
36%	34%	29%
2016 RESULTS		PERFORMANCE GRADE
► CLINTON	► TRUMP	
42.1%	52.9%	Lean Republican

**DISTRICT 50**

**Rene "Coach P" Plasencia (REP) \***  
**Pam Dirschka (DEM)**  
*Parts of Brevard and Orange*

REGISTRATION		
► REPUBLICAN	► DEMOCRAT	► OTHER
36%	34%	30%
2016 RESULTS		PERFORMANCE GRADE
► CLINTON	► TRUMP	
45.9%	48.9%	Lean Republican

**DISTRICT 54**

**Erin Grall (REP) \***  
**Nicole Haagenon (DEM)**  
*Indian River and part of St. Lucie*

REGISTRATION		
► REPUBLICAN	► DEMOCRAT	► OTHER
45%	28%	26%
2016 RESULTS		PERFORMANCE GRADE
► CLINTON	► TRUMP	
37.0%	60.1%	Strong Republican

**DISTRICT 51**

**Tyler Sirois (REP)**  
**Mike Blake (DEM)**  
*Part of Brevard*

REGISTRATION		
► REPUBLICAN	► DEMOCRAT	► OTHER
43%	32%	26%
2016 RESULTS		PERFORMANCE GRADE
► CLINTON	► TRUMP	
36.9%	57.9%	Strong Republican

**DISTRICT 55**

**Cary Pigman (REP) \***  
**Audrey Ascitutto (DEM)**  
*Glades, Highlands, Okeechobee and part of St. Lucie*

REGISTRATION		
► REPUBLICAN	► DEMOCRAT	► OTHER
45%	33%	22%
2016 RESULTS		PERFORMANCE GRADE
► CLINTON	► TRUMP	
31.2%	65.5%	Strong Republican

**DISTRICT 52**

**Thad Altman (REP) \***  
**Seeta Durjan Begui (DEM)**  
*Part of Brevard*

REGISTRATION		
► REPUBLICAN	► DEMOCRAT	► OTHER
46%	27%	27%
2016 RESULTS		PERFORMANCE GRADE
► CLINTON	► TRUMP	
36.1%	58.4%	Strong Republican

**DISTRICT 56**

**Melony Bell (REP)**  
**Jeff Mann (REP)**  
*DeSoto, Hardee and part of Polk*

REGISTRATION		
► REPUBLICAN	► DEMOCRAT	► OTHER
39%	36%	24%
2016 RESULTS		PERFORMANCE GRADE
► CLINTON	► TRUMP	
35.5%	60.1%	Strong Republican

**DISTRICT 57**

**Mike Beltran (REP)**  
**Debbie Katt (DEM)**  
*Part of Hillsborough*

REGISTRATION		
▶ REPUBLICAN	▶ DEMOCRAT	▶ OTHER
38%	32%	30%
2016 RESULTS		PERFORMANCE GRADE
▶ CLINTON	▶ TRUMP	
41.6%	53.8%	Strong Republican

**DISTRICT 61**

**Dianne Hart (DEM)**  
**Valion Joyce (WRI)**  
*Part of Hillsborough*

REGISTRATION		
▶ REPUBLICAN	▶ DEMOCRAT	▶ OTHER
12%	63%	25%
2016 RESULTS		PERFORMANCE GRADE
▶ CLINTON	▶ TRUMP	
79.3%	16.7%	Strong Democrat

**DISTRICT 58**

**Lawrence McClure (REP) \***  
**Phil Hornback (DEM)**  
*Part of Hillsborough*

REGISTRATION		
▶ REPUBLICAN	▶ DEMOCRAT	▶ OTHER
35%	37%	28%
2016 RESULTS		PERFORMANCE GRADE
▶ CLINTON	▶ TRUMP	
43.8%	51.6%	Lean Republican

**DISTRICT 62**

**Susan Valdes (DEM)**  
**Jose Vazquez (WRI)**  
*Part of Hillsborough*

REGISTRATION		
▶ REPUBLICAN	▶ DEMOCRAT	▶ OTHER
23%	45%	32%
2016 RESULTS		PERFORMANCE GRADE
▶ CLINTON	▶ TRUMP	
61.5%	34.0%	Strong Democrat

**DISTRICT 59**

**Joe Wicker (REP)**  
**Adam Hattersley (DEM)**  
*Part of Hillsborough*

REGISTRATION		
▶ REPUBLICAN	▶ DEMOCRAT	▶ OTHER
33%	37%	31%
2016 RESULTS		PERFORMANCE GRADE
▶ CLINTON	▶ TRUMP	
47.0%	47.6%	Swing

**DISTRICT 63**

**Shawn Harrison (REP) \***  
**Fentrice Driskell (DEM)**  
*Part of Hillsborough*

REGISTRATION		
▶ REPUBLICAN	▶ DEMOCRAT	▶ OTHER
32%	38%	30%
2016 RESULTS		PERFORMANCE GRADE
▶ CLINTON	▶ TRUMP	
52.3%	42.8%	Lean Democrat

**DISTRICT 60**

**Jackie Toledo (REP) \***  
**Debra Bellanti (DEM)**  
*Part of Hillsborough*

REGISTRATION		
▶ REPUBLICAN	▶ DEMOCRAT	▶ OTHER
38%	33%	29%
2016 RESULTS		PERFORMANCE GRADE
▶ CLINTON	▶ TRUMP	
46.6%	47.9%	Lean Republican

**DISTRICT 64**

**James Grant (REP) \***  
**Jessica Harrington (DEM)**  
**Andy Warrener (NPA)**  
*Parts of Hillsborough and Pinellas*

REGISTRATION		
▶ REPUBLICAN	▶ DEMOCRAT	▶ OTHER
40%	30%	29%
2016 RESULTS		PERFORMANCE GRADE
▶ CLINTON	▶ TRUMP	
43.0%	52.2%	Strong Republican.....



**DISTRICT 65**

**Chris Sprowls (REP) \***  
**Sally Laufer (DEM)**  
*Part of Pinellas*

REGISTRATION		
► REPUBLICAN	► DEMOCRAT	► OTHER
41%	30%	29%
2016 RESULTS		PERFORMANCE GRADE
► CLINTON	► TRUMP	
40.7%	54.5%	Strong Republican .....

**DISTRICT 69**

**Ray Blacklidge (REP)**  
**Jennifer Webb (DEM)**  
*Part of Pinellas*

REGISTRATION		
► REPUBLICAN	► DEMOCRAT	► OTHER
36%	35%	29%
2016 RESULTS		PERFORMANCE GRADE
► CLINTON	► TRUMP	
46.1%	49.0%	Swing .....

**DISTRICT 66**

**Nick DiCeglie (REP)**  
**Alex Heeren (DEM)**  
*Part of Pinellas*

REGISTRATION		
► REPUBLICAN	► DEMOCRAT	► OTHER
40%	31%	29%
2016 RESULTS		PERFORMANCE GRADE
► CLINTON	► TRUMP	
40.7%	54.7%	Lean Republican

**DISTRICT 70**

**ELECTED**

**Wengay "Newt" Newton (DEM) \***  
*Parts of Hillsborough, Manatee, Pinellas and Sarasota*

REGISTRATION		
► REPUBLICAN	► DEMOCRAT	► OTHER
17%	59%	24%
2016 RESULTS		PERFORMANCE GRADE
► CLINTON	► TRUMP	
71.2%	25.1%	Strong Democrat

**DISTRICT 67**

**Chris Latvala (REP) \***  
**Dawn Douglas (DEM)**  
*Part of Pinellas*

REGISTRATION		
► REPUBLICAN	► DEMOCRAT	► OTHER
34%	34%	31%
2016 RESULTS		PERFORMANCE GRADE
► CLINTON	► TRUMP	
45.4%	49.4%	Swing .....

**DISTRICT 71**

**Will Robinson (REP)**  
**Tracy Pratt (DEM)**  
*Parts of Manatee and Sarasota*

REGISTRATION		
► REPUBLICAN	► DEMOCRAT	► OTHER
42%	32%	26%
2016 RESULTS		PERFORMANCE GRADE
► CLINTON	► TRUMP	
43.0%	52.6%	Lean Republican

**DISTRICT 68**

**ELECTED**

**Ben Diamond (DEM) \***  
*Part of Pinellas*

REGISTRATION		
► REPUBLICAN	► DEMOCRAT	► OTHER
33%	37%	30%
2016 RESULTS		PERFORMANCE GRADE
► CLINTON	► TRUMP	
50.4%	43.6%	Lean Democrat

**DISTRICT 72**

**Ray Pilon (REP)**  
**Margaret Good (DEM) \***  
*Parts of Sarasota*

REGISTRATION		
► REPUBLICAN	► DEMOCRAT	► OTHER
42%	33%	25%
2016 RESULTS		PERFORMANCE GRADE
► CLINTON	► TRUMP	
45.9%	49.8%	Lean Republican

**DISTRICT 73**

**Tommy Gregory (REP)**  
**Liv Coleman (DEM)**  
*Parts of Manatee and Sarasota*

REGISTRATION		
► REPUBLICAN	► DEMOCRAT	► OTHER
49%	26%	25%
2016 RESULTS		PERFORMANCE GRADE
► CLINTON	► TRUMP	
35.7%	60.2%	Strong Republican

**DISTRICT 77**

**Dane Eagle (REP) \***  
**Alanis Elizabeth Garcia (DEM)**  
*Part of Lee*

REGISTRATION		
► REPUBLICAN	► DEMOCRAT	► OTHER
42%	26%	32%
2016 RESULTS		PERFORMANCE GRADE
► CLINTON	► TRUMP	
36.0%	60.9%	Strong Republican

**DISTRICT 74**

**James Buchanan (REP)**  
**Tony Mowry (DEM)**  
**Robert Samuel Kaplan (NPA)**  
*Part of Sarasota*

REGISTRATION		
► REPUBLICAN	► DEMOCRAT	► OTHER
44%	27%	29%
2016 RESULTS		PERFORMANCE GRADE
► CLINTON	► TRUMP	
36.8%	59.6%	Strong Republican

**DISTRICT 78**

**Heather Fitzenhagen (REP) \***  
**Parisma Taeb (DEM)**  
*Part of Lee*

REGISTRATION		
► REPUBLICAN	► DEMOCRAT	► OTHER
42%	30%	28%
2016 RESULTS		PERFORMANCE GRADE
► CLINTON	► TRUMP	
43.3%	53.5%	Strong Republican.....

**DISTRICT 75**

**ELECTED**  
**Michael Grant (REP) \***  
*Charlotte*

REGISTRATION		
► REPUBLICAN	► DEMOCRAT	► OTHER
45%	27%	28%
2016 RESULTS		PERFORMANCE GRADE
► CLINTON	► TRUMP	
34.4%	62.0%	Strong Republican

**DISTRICT 79**

**Spencer Roach (REP)**  
**Mark Lipton (DEM)**  
*Part of Lee*

REGISTRATION		
► REPUBLICAN	► DEMOCRAT	► OTHER
38%	31%	30%
2016 RESULTS		PERFORMANCE GRADE
► CLINTON	► TRUMP	
39.8%	57.0%	Lean Republican

**DISTRICT 76**

**Ray Rodrigues (REP) \***  
**David Bogner (DEM)**  
*Part of Lee*

REGISTRATION		
► REPUBLICAN	► DEMOCRAT	► OTHER
49%	22%	29%
2016 RESULTS		PERFORMANCE GRADE
► CLINTON	► TRUMP	
35.2%	61.9%	Strong Republican

**DISTRICT 80**

**Byron Donalds (REP) \***  
**Jennifer Boddicker (DEM)**  
**Dustin Alexander Lapolla (NPA)**  
*Hendry and part of Collier*

REGISTRATION		
► REPUBLICAN	► DEMOCRAT	► OTHER
46%	29%	25%
2016 RESULTS		PERFORMANCE GRADE
► CLINTON	► TRUMP	
37.1%	59.4%	Strong Republican

**DISTRICT 81**

**ELECTED**

**Tina Polsky (DEM)**  
*Part of Palm Beach*

REGISTRATION		
► REPUBLICAN	► DEMOCRAT	► OTHER
26%	45%	29%

2016 RESULTS		PERFORMANCE GRADE
► CLINTON	► TRUMP	
56.9%	40.4%	Strong Democrat

**DISTRICT 85**

**Rick Roth (REP) \***  
**Ellen Baker (DEM)**  
*Part of Palm Beach*

REGISTRATION		
► REPUBLICAN	► DEMOCRAT	► OTHER
38%	33%	29%

2016 RESULTS		PERFORMANCE GRADE
► CLINTON	► TRUMP	
54.7%	42.4%	Lean Republican

**DISTRICT 82**

**MaryLynn Magar (REP) \***  
**Edward Frances O'Connor (DEM)**  
*Parts of Martin and Palm Beach*

REGISTRATION		
► REPUBLICAN	► DEMOCRAT	► OTHER
46%	26%	27%

2016 RESULTS		PERFORMANCE GRADE
► CLINTON	► TRUMP	
48.1%	48.8%	Strong Republican

**DISTRICT 86**

**Laurel Bennett (REP)**  
**Matt Willhite (DEM) \***  
*Part of Palm Beach*

REGISTRATION		
► REPUBLICAN	► DEMOCRAT	► OTHER
28%	42%	30%

2016 RESULTS		PERFORMANCE GRADE
► CLINTON	► TRUMP	
56.6%	40.5%	Strong Democrat

**DISTRICT 83**

**Toby Overdorf (REP)**  
**Matt Theobald (DEM)**  
*Parts of Martin and St. Lucie*

REGISTRATION		
► REPUBLICAN	► DEMOCRAT	► OTHER
38%	34%	28%

2016 RESULTS		PERFORMANCE GRADE
► CLINTON	► TRUMP	
42.9%	53.4%	Swing .....

**DISTRICT 87**

**David Silvers (DEM) \***  
**Samson LeBeau Kpadenou (GRE)**  
*Part of Palm Beach*

REGISTRATION		
► REPUBLICAN	► DEMOCRAT	► OTHER
20%	46%	34%

2016 RESULTS		PERFORMANCE GRADE
► CLINTON	► TRUMP	
59.7%	37.4%	Strong Democrat

**DISTRICT 84**

**Mark Gotz (REP)**  
**Delores Hogan Johnson (DEM)**  
*Part of St. Lucie*

REGISTRATION		
► REPUBLICAN	► DEMOCRAT	► OTHER
32%	41%	27%

2016 RESULTS		PERFORMANCE GRADE
► CLINTON	► TRUMP	
47.6%	49.2%	Lean Democrat

**DISTRICT 88**

**ELECTED**

**Al Jacquet (DEM) \***  
*Part of Palm Beach*

REGISTRATION		
► REPUBLICAN	► DEMOCRAT	► OTHER
14%	61%	25%

2016 RESULTS		PERFORMANCE GRADE
► CLINTON	► TRUMP	
62.4%	35.0%	Strong Democrat

**DISTRICT 89**

**Mike Caruso (REP)**  
**Jim Bonfiglio (DEM)**  
*Part of Palm Beach*

REGISTRATION		
► REPUBLICAN	► DEMOCRAT	► OTHER
36%	33%	31%
2016 RESULTS		PERFORMANCE GRADE
► CLINTON	► TRUMP	
55.5%	41.6%	Lean Democrat

**DISTRICT 93**

**Chip LaMarca (REP)**  
**Emma Collum (DEM)**  
**Kelly Milam (NPA)**  
*Part of Broward*

REGISTRATION		
► REPUBLICAN	► DEMOCRAT	► OTHER
36%	35%	29%
2016 RESULTS		PERFORMANCE GRADE
► CLINTON	► TRUMP	
48.1%	48.9%	Swing

**DISTRICT 90**

**ELECTED**  
**Joseph Casello (DEM)**  
*Part of Palm Beach*

REGISTRATION		
► REPUBLICAN	► DEMOCRAT	► OTHER
25%	45%	30%
2016 RESULTS		PERFORMANCE GRADE
► CLINTON	► TRUMP	
56.4%	40.8%	Strong Democrat

**DISTRICT 94**

**ELECTED**  
**Bobby DuBose (DEM) \***  
*Part of Broward*

REGISTRATION		
► REPUBLICAN	► DEMOCRAT	► OTHER
13%	66%	22%
2016 RESULTS		PERFORMANCE GRADE
► CLINTON	► TRUMP	
80.1%	17.6%	Strong Democrat

**DISTRICT 91**

**ELECTED**  
**Emily Slosberg (DEM) \***  
*Part of Palm Beach*

REGISTRATION		
► REPUBLICAN	► DEMOCRAT	► OTHER
27%	45%	28%
2016 RESULTS		PERFORMANCE GRADE
► CLINTON	► TRUMP	
57.2%	40.2%	Strong Democrat

**DISTRICT 95**

**ELECTED**  
**Anika Omphroy (DEM)**  
*Part of Broward*

REGISTRATION		
► REPUBLICAN	► DEMOCRAT	► OTHER
9%	67%	24%
2016 RESULTS		PERFORMANCE GRADE
► CLINTON	► TRUMP	
84.4%	13.7%	Strong Democrat

**DISTRICT 92**

**ELECTED**  
**Patricia Hawkins-Williams (DEM) \***  
*Part of Broward*

REGISTRATION		
► REPUBLICAN	► DEMOCRAT	► OTHER
17%	56%	26%
2016 RESULTS		PERFORMANCE GRADE
► CLINTON	► TRUMP	
70.8%	26.8%	Strong Democrat

**DISTRICT 96**

**ELECTED**  
**Kristin Jacobs (DEM) \***  
*Part of Broward*

REGISTRATION		
► REPUBLICAN	► DEMOCRAT	► OTHER
25%	45%	31%
2016 RESULTS		PERFORMANCE GRADE
► CLINTON	► TRUMP	
60.1%	37.1%	Strong Democrat



**DISTRICT 97**

**ELECTED**

**Jared E. Moskowitz (DEM) \***

*Part of Broward*

REGISTRATION		
► REPUBLICAN	► DEMOCRAT	► OTHER
21%	49%	30%
2016 RESULTS		PERFORMANCE GRADE
► CLINTON	► TRUMP	
64.8%	32.2%	Strong Democrat

**DISTRICT 101**

**ELECTED**

**Shevrin "Shev" Jones (DEM) \***

*Part of Broward*

REGISTRATION		
► REPUBLICAN	► DEMOCRAT	► OTHER
14%	59%	27%
2016 RESULTS		PERFORMANCE GRADE
► CLINTON	► TRUMP	
75.6%	21.5%	Strong Democrat

**DISTRICT 98**

**Joseph Anthony Cruz (REP)**

**Michael Gottlieb (DEM)**

*Part of Broward*

REGISTRATION		
► REPUBLICAN	► DEMOCRAT	► OTHER
25%	45%	29%
2016 RESULTS		PERFORMANCE GRADE
► CLINTON	► TRUMP	
60.6%	36.2%	Strong Democrat

**DISTRICT 102**

**ELECTED**

**Sharon Pritchett (DEM) \***

*Parts of Broward and Miami-Dade*

REGISTRATION		
► REPUBLICAN	► DEMOCRAT	► OTHER
12%	63%	25%
2016 RESULTS		PERFORMANCE GRADE
► CLINTON	► TRUMP	
80.5%	17.2%	Strong Democrat

**DISTRICT 99**

**ELECTED**

**Evan Jenne (DEM) \***

*Part of Broward*

REGISTRATION		
► REPUBLICAN	► DEMOCRAT	► OTHER
24%	46%	30%
2016 RESULTS		PERFORMANCE GRADE
► CLINTON	► TRUMP	
59.0%	37.9%	Strong Democrat

**DISTRICT 103**

**Frank Mingo (REP)**

**Cindy Polo (DEM)**

*Parts of Broward and Miami-Dade*

REGISTRATION		
► REPUBLICAN	► DEMOCRAT	► OTHER
30%	34%	35%
2016 RESULTS		PERFORMANCE GRADE
► CLINTON	► TRUMP	
58.4%	39.0%	Lean Democrat

**DISTRICT 100**

**ELECTED**

**Joseph S. "Joe" Geller (DEM) \***

*Parts of Broward and Miami-Dade*

REGISTRATION		
► REPUBLICAN	► DEMOCRAT	► OTHER
24%	41%	35%
2016 RESULTS		PERFORMANCE GRADE
► CLINTON	► TRUMP	
58.5%	38.8%	Strong Democrat

**DISTRICT 104**

**ELECTED**

**Richard "Rick" Stark (DEM) \***

*Part of Broward*

REGISTRATION		
► REPUBLICAN	► DEMOCRAT	► OTHER
27%	40%	33%
2016 RESULTS		PERFORMANCE GRADE
► CLINTON	► TRUMP	
61.8%	35.2%	Strong Democrat

**DISTRICT 105**

**Ana Maria Rodriguez (REP)**

**Javier Estevez (DEM)**

*Parts of Broward, Collier and Miami-Dade*

REGISTRATION		
► REPUBLICAN	► DEMOCRAT	► OTHER
32%	32%	36%
2016 RESULTS		PERFORMANCE GRADE
► CLINTON	► TRUMP	
52.8%	43.9%	Swing

**DISTRICT 109**

**ELECTED**

**James Bush, III (DEM)**

*Part of Miami-Dade*

REGISTRATION		
► REPUBLICAN	► DEMOCRAT	► OTHER
10%	67%	24%
2016 RESULTS		PERFORMANCE GRADE
► CLINTON	► TRUMP	
85.9%	12.0%	Strong Democrat

**DISTRICT 106**

**Bob Rommel (REP) \***

**Sara McFadden (DEM)**

*Part of Collier*

REGISTRATION		
► REPUBLICAN	► DEMOCRAT	► OTHER
55%	21%	24%
2016 RESULTS		PERFORMANCE GRADE
► CLINTON	► TRUMP	
33.9%	62.6%	Strong Republican

**DISTRICT 110**

**ELECTED**

**Jose Oliva (REP) \***

*Part of Miami-Dade*

REGISTRATION		
► REPUBLICAN	► DEMOCRAT	► OTHER
35%	31%	33%
2016 RESULTS		PERFORMANCE GRADE
► CLINTON	► TRUMP	
52.0%	45.3%	Lean Republican

**DISTRICT 107**

**ELECTED**

**Barbara Watson (DEM) \***

*Part of Miami-Dade*

REGISTRATION		
► REPUBLICAN	► DEMOCRAT	► OTHER
9%	65%	26%
2016 RESULTS		PERFORMANCE GRADE
► CLINTON	► TRUMP	
83.3%	14.4%	Strong Democrat

**DISTRICT 111**

**Bryan Avila (REP) \***

**Rizwan Ahmed (DEM)**

*Part of Miami-Dade*

REGISTRATION		
► REPUBLICAN	► DEMOCRAT	► OTHER
37%	31%	32%
2016 RESULTS		PERFORMANCE GRADE
► CLINTON	► TRUMP	
51.6%	45.6%	Lean Republican

**DISTRICT 108**

**Dotie Joseph (DEM)**

**Riquet Caballero (LPF)**

*Part of Miami-Dade*

REGISTRATION		
► REPUBLICAN	► DEMOCRAT	► OTHER
8%	69%	23%
2016 RESULTS		PERFORMANCE GRADE
► CLINTON	► TRUMP	
86.6%	11.2%	Strong Democrat

**DISTRICT 112**

**Rosa Maria "Rosie" Palomino (REP)**

**Nicholas X. Duran (DEM) \***

*Part of Miami-Dade*

REGISTRATION		
► REPUBLICAN	► DEMOCRAT	► OTHER
30%	35%	35%
2016 RESULTS		PERFORMANCE GRADE
► CLINTON	► TRUMP	
61.0%	35.4%	Lean Democrat

**DISTRICT 113**

**Jonathan "J.P." Parker (REP)**  
**Michael Grieco (DEM)**  
*Part of Miami-Dade*

REGISTRATION		
▶ REPUBLICAN	▶ DEMOCRAT	▶ OTHER
23%	41%	36%

2016 RESULTS		PERFORMANCE GRADE
▶ CLINTON	▶ TRUMP	
66.8%	30.2%	Strong Democrat

**DISTRICT 117**

**ELECTED**  
**Kionne L. McGhee (DEM) \***  
*Part of Miami-Dade*

REGISTRATION		
▶ REPUBLICAN	▶ DEMOCRAT	▶ OTHER
15%	55%	30%

2016 RESULTS		PERFORMANCE GRADE
▶ CLINTON	▶ TRUMP	
76.8%	20.5%	Strong Democrat.....

**DISTRICT 114**

**Javier Enriquez (REP)**  
**Javier Fernandez (DEM) \***  
*Part of Miami-Dade*

REGISTRATION		
▶ REPUBLICAN	▶ DEMOCRAT	▶ OTHER
35%	34%	31%

2016 RESULTS		PERFORMANCE GRADE
▶ CLINTON	▶ TRUMP	
55.2%	41.2%	Swing

**DISTRICT 118**

**Anthony Rodriguez (REP)**  
**Robert Asencio (DEM) \***  
*Part of Miami-Dade*

REGISTRATION		
▶ REPUBLICAN	▶ DEMOCRAT	▶ OTHER
34%	31%	34%

2016 RESULTS		PERFORMANCE GRADE
▶ CLINTON	▶ TRUMP	
54.9%	41.7%	Swing

**DISTRICT 115**

**Vance Aloupis (REP)**  
**Jeffrey Doc Solomon (DEM)**  
*Part of Miami-Dade*

REGISTRATION		
▶ REPUBLICAN	▶ DEMOCRAT	▶ OTHER
36%	33%	31%

2016 RESULTS		PERFORMANCE GRADE
▶ CLINTON	▶ TRUMP	
53.4%	43.0%	Lean Republican

**DISTRICT 119**

**Juan Fernandez-Barquin (REP)**  
**Heath Rassner (DEM)**  
*Part of Miami-Dade*

REGISTRATION		
▶ REPUBLICAN	▶ DEMOCRAT	▶ OTHER
34%	30%	37%

2016 RESULTS		PERFORMANCE GRADE
▶ CLINTON	▶ TRUMP	
54.7%	41.9%	Swing

**DISTRICT 116**

**Daniel Anthony Perez (REP) \***  
**James Alexander Harden (DEM)**  
*Part of Miami-Dade*

REGISTRATION		
▶ REPUBLICAN	▶ DEMOCRAT	▶ OTHER
38%	29%	33%

2016 RESULTS		PERFORMANCE GRADE
▶ CLINTON	▶ TRUMP	
50.8%	45.3%	Strong Republican

**DISTRICT 120**

**Holly Raschein (REP) \***  
**Steve Friedman (DEM)**  
*Monroe and part of Miami-Dade*

REGISTRATION		
▶ REPUBLICAN	▶ DEMOCRAT	▶ OTHER
34%	35%	31%

2016 RESULTS		PERFORMANCE GRADE
▶ CLINTON	▶ TRUMP	
48.2%	47.5%	Swing

## **AMENDMENT 1** **Increased Homestead Property Tax Exemption**

**Official Ballot Summary:** Proposing an amendment to the State Constitution to increase the homestead exemption by exempting the assessed valuation of homestead property greater than \$100,000 and up to \$125,000 for all levies other than school district levies. The amendment shall take effect January 1, 2019.

**Sponsor:** The Florida Legislature/House (HJR7105)

## **AMENDMENT 2** **Limitations on Property Tax Assessments**

**Official Ballot Summary:** Proposing an amendment to the State Constitution to permanently retain provisions currently in effect, which limit property tax assessment increases on specified nonhomestead real property, except for school district taxes, to 10 percent each year. If approved, the amendment removes the scheduled repeal of such provisions in 2019 and shall take effect January 1, 2019.

**Sponsor:** The Florida Legislature/House (CS/HJR 21)

## **AMENDMENT 3** **Voter Control of Gambling in Florida**

**Official Ballot Summary:** This amendment ensures that Florida voters shall have the exclusive right to decide whether to authorize casino gambling by requiring that in order for casino gambling to be authorized under Florida law, it must be approved by Florida voters pursuant to Article XI, Section 3 of the Florida Constitution. Affects articles X and XI. Defines casino gambling and clarifies that this amendment does not conflict with federal law regarding state/tribal compacts.

**Sponsor:** Voters In Charge

## AMENDMENT 4 Voting Restoration Amendment

**Official Ballot Summary:** This amendment restores the voting rights of Floridians with felony convictions after they complete all terms of their sentence including parole or probation. The amendment would not apply to those convicted of murder or sexual offenses, who would continue to be permanently barred from voting unless the Governor and Cabinet vote to restore their voting rights on a case by case basis.

**Sponsor:** Floridians for a Fair Democracy, Inc.

## AMENDMENT 5 Supermajority Vote Required to Impose, Authorize, or Raise State Taxes or Fees

**Official Ballot Summary:** Prohibits the legislature from imposing, authorizing, or raising a state tax or fee except through legislation approved by a two-thirds vote of each house of the legislature in a bill containing no other subject. This proposal does not authorize a state tax or fee otherwise prohibited by the Constitution and does not apply to fees or taxes imposed or authorized to be imposed by a county, municipality, school board, or special district.

**Sponsor:** The Florida Legislature/House (HJR7001)

## AMENDMENT 6 Rights of Crime Victims; Judges

**Official Ballot Summary:** Creates constitutional rights for victims of crime; requires courts to facilitate victims' rights; authorizes victims to enforce their rights throughout criminal and juvenile justice processes. Requires judges and hearing officers to independently interpret statutes and rules rather than deferring to government agency's interpretation. Raises mandatory retirement age of state justices and judges from seventy to seventy-five years; deletes authorization to complete judicial term if one-half of term has been served by retirement age.

**Sponsor:** Constitution Revision Commission



## AMENDMENT 7 \*

### First Responder and Military Member Survivor Benefits; Public Colleges and Universities

**Official Ballot Summary:** Grants mandatory payment of death benefits and waiver of certain educational expenses to qualifying survivors of certain first responders and military members who die performing official duties. Requires supermajority votes by university trustees and state university system board of governors to raise or impose all legislatively authorized fees if law requires approval by those bodies. Establishes existing state college system as constitutional entity; provides governance structure.

**Sponsor:** Constitution Revision Commission

## AMENDMENT 8

### School Board Term Limits and Duties; Public Schools

Florida Supreme Court Removed from the Ballot

## AMENDMENT 9 \*

### Prohibits Offshore Oil and Gas Drilling; Prohibits Vaping in Enclosed Indoor Workplaces

**Official Ballot Summary:** Prohibits drilling for the exploration or extraction of oil and natural gas beneath all state-owned waters between the mean high water line and the state's outermost territorial boundaries. Adds use of vapor-generating electronic devices to current prohibition of tobacco smoking in enclosed indoor workplaces with exceptions; permits more restrictive local vapor ordinances.

**Sponsor:** Constitution Revision Commission

*\*At the time of this printing, these constitutional amendments were subject to litigation and the Florida Supreme Court had yet to rule on their constitutionality.*

## AMENDMENT 10

### State and Local Government Structure and Operation

**Official Ballot Summary:** Requires legislature to retain department of veterans' affairs. Ensures election of sheriffs, property appraisers, supervisors of elections, tax collectors, and clerks of court in all counties; removes county charters' ability to abolish, change term, transfer duties, or eliminate election of these offices. Changes annual legislative session commencement date in even- numbered years from March to January; removes legislature's authorization to fix another date. Creates office of domestic security and counterterrorism within department of law enforcement.

**Sponsor:** Constitution Revision Commission

## AMENDMENT 11 \*

### Property Rights; Removal of Obsolete Provision; Criminal Statutes

**Official Ballot Summary:** Removes discriminatory language related to real property rights. Removes obsolete language repealed by voters. Deletes provision that amendment of a criminal statute will not affect prosecution or penalties for a crime committed before the amendment; retains current provision allowing prosecution of a crime committed before the repeal of a criminal statute.

**Sponsor:** Constitution Revision Commission

## AMENDMENT 12

### Lobbying and Abuse of Office by Public Officers

**Official Ballot Summary:** Expands current restrictions on lobbying for compensation by former public officers; creates restrictions on lobbying for compensation by serving public officers and former justices and judges; provides exceptions; prohibits abuse of a public position by public officers and employees to obtain a personal benefit.

**Sponsor:** Constitution Revision Commission

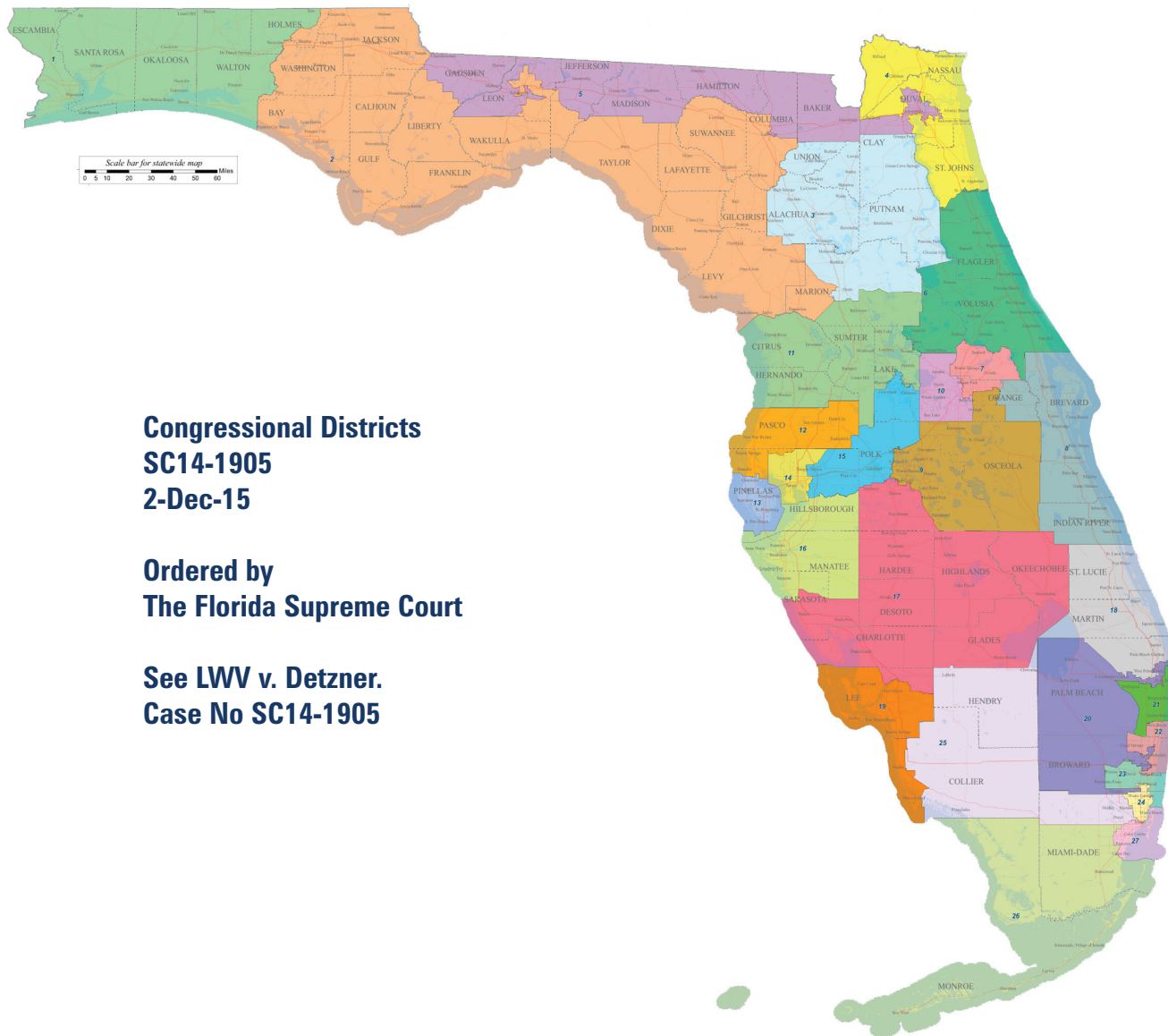
*\*At the time of this printing, these constitutional amendments were subject to litigation and the Florida Supreme Court had yet to rule on their constitutionality.*

## AMENDMENT 13 Ends Dog Racing

**Official Ballot Summary:** Phases out commercial dog racing in connection with wagering by 2020. Other gaming activities are not affected.

**Sponsor:** Constitution Revision Commission

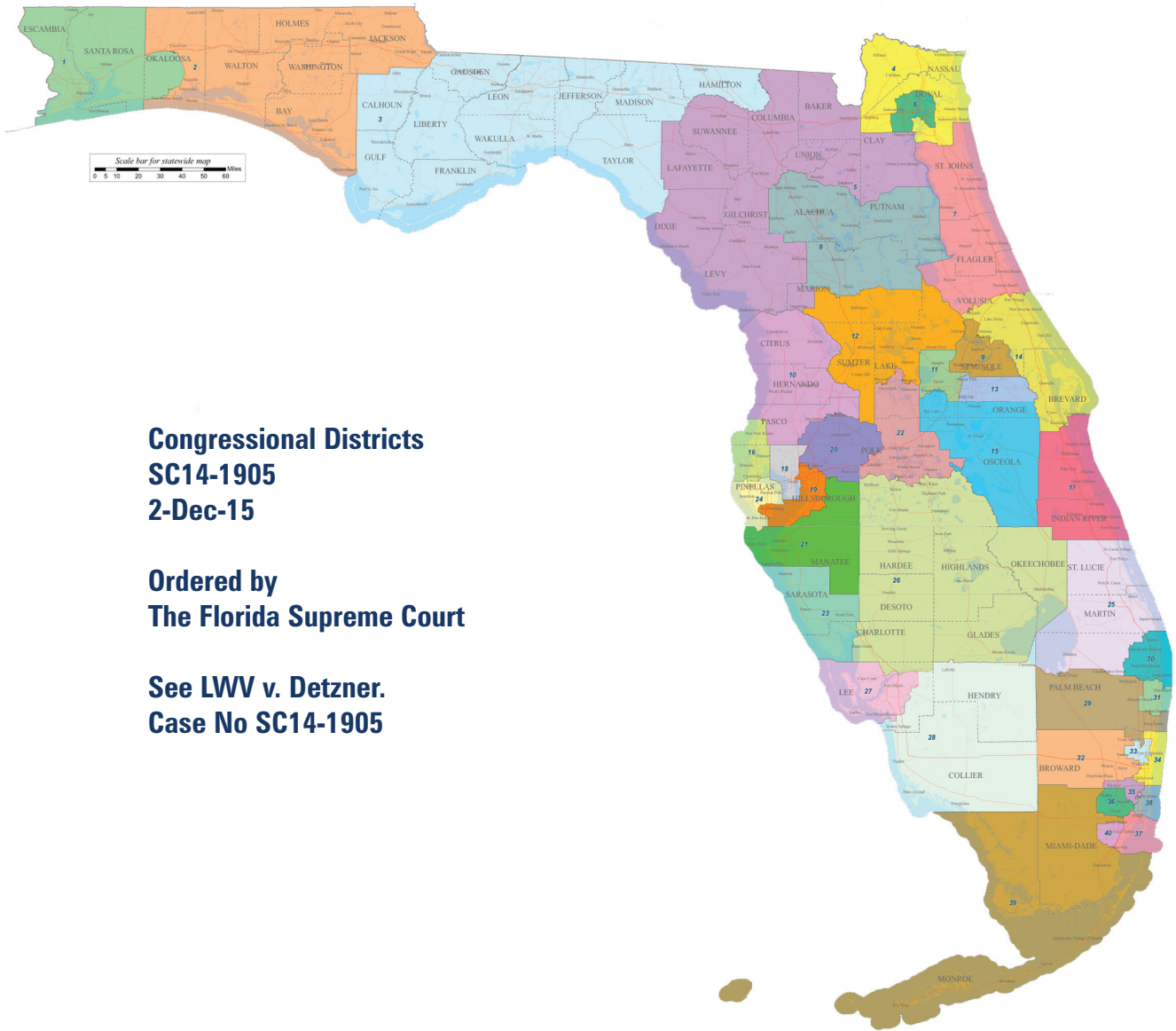
*\*At the time of this printing, these constitutional amendments were subject to litigation and the Florida Supreme Court had yet to rule on their constitutionality.*



Map produced by professional staff:  
Florida Senate Committee on Reapportionment  
404 S. Monroe St., Tallahassee, FL 32399-1100  
Office: 2000 The Capitol; Phone: (850) 487-5855;  
Website: <http://www.flsenate.gov/session/redistricting>

#### Legend

- County boundary
- Interstate
- US Highway
- Major road
- Sea, lake, or river
- District boundary & number



**Congressional Districts  
SC14-1905  
2-Dec-15**

**Ordered by  
The Florida Supreme Court**

**See LWV v. Detzner.  
Case No SC14-1905**

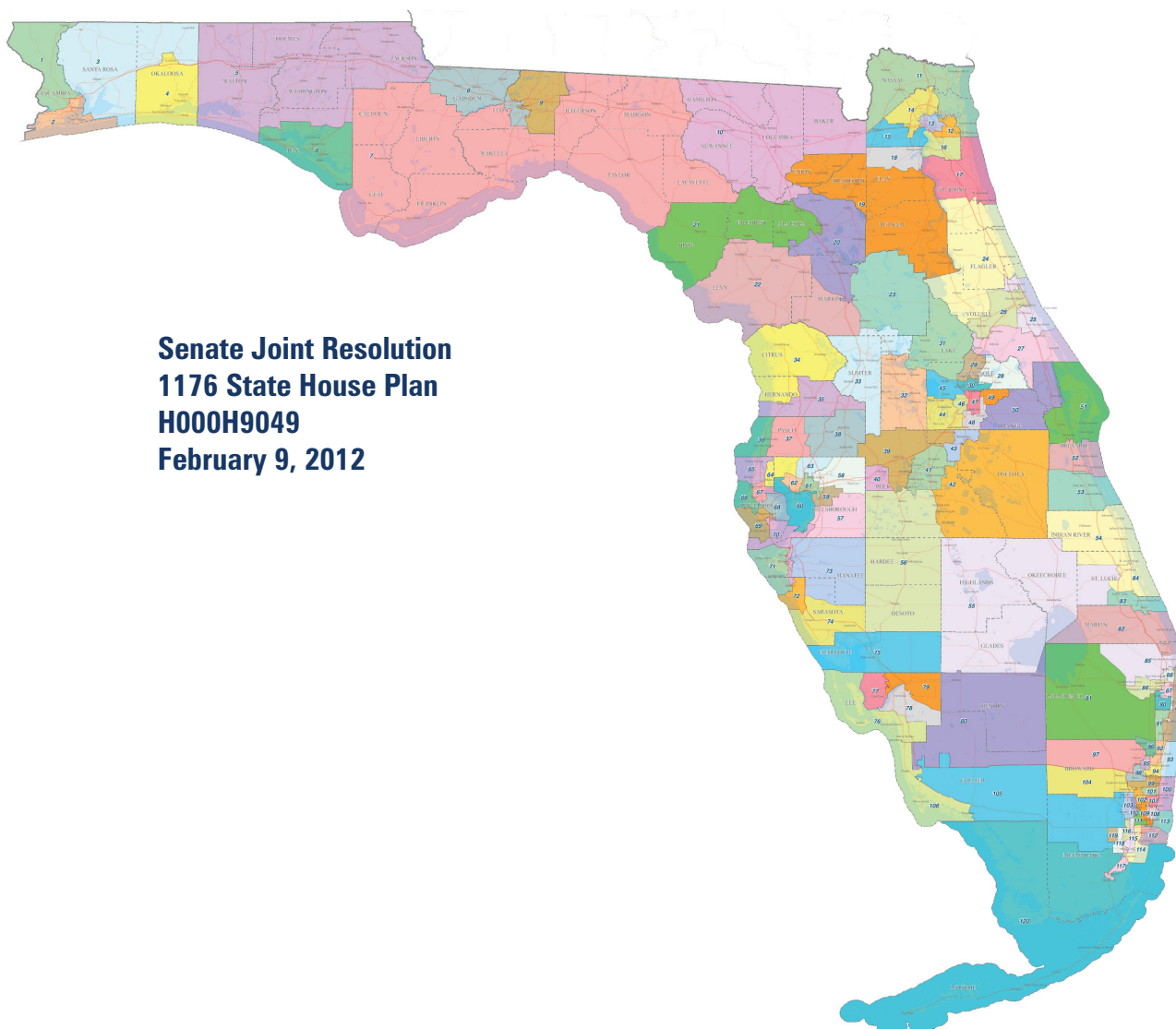


Map produced by professional staff:  
Florida Senate Committee on Reapportionment  
404 S. Monroe St., Tallahassee, FL 32399-1100  
Office: 2000 The Capitol; Phone: (850) 487-5855;  
Website: <http://www.flsenate.gov/session/redistricting>

**Legend**

- County boundary
- Interstate
- US Highway
- Major road
- Sea, lake, or river
- District boundary & number





**Senate Joint Resolution  
1176 State House Plan  
H000H9049  
February 9, 2012**



Map produced by professional staff:  
Florida Senate Committee on Reapportionment  
404 S. Monroe St., Tallahassee, FL 32399-1100  
Office: 2000 The Capitol; Phone: (850) 487-5855;  
Website: <http://www.flsenate.gov/session/redistricting>

**Legend**

- County boundary
- Interstate
- US Highway
- Major road
- Sea, lake, or river
- District boundary & number



A low-angle photograph of the Florida State Capitol building, showing its white columns, pediment with a relief, and a large copper dome topped with a lantern. Two flags, the US flag and the Florida state flag, fly from a pole on the roof. The sky is clear blue.

# 2018 Florida ELECTION Guide

YOUR GUIDE to the Candidates &  
Proposed Constitutional Amendments

FLORIDA  
WINS

A white silhouette of the state of Florida is positioned behind the word "WINS". A small red checkmark is placed over the word "WINS".

[www.FloridaWins.org](http://www.FloridaWins.org)